

Survey items used to measure young adults' objective knowledge about contraceptive methods

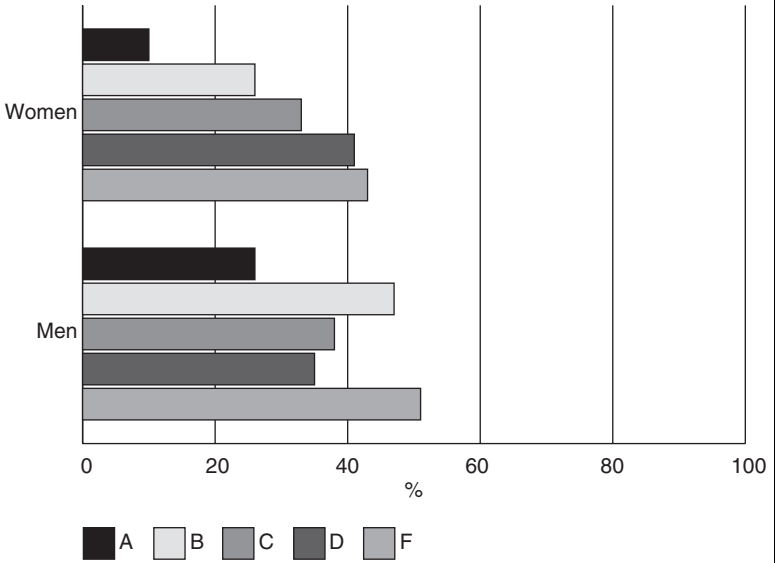
- It is okay to use the same condom more than once. (False)
- Condoms have an expiration date. (True)
- When putting on a condom, it is important to leave a space at the tip. (True)
- It is okay to use petroleum jelly or Vaseline as a lubricant when using latex condoms. (False)
- When using a condom, it is important for the man to pull out right after ejaculation. (True)
- Wearing two latex condoms will provide extra protection. (False)
- Birth control pills are effective even if a woman misses taking them for two or three days in a row. (False)
- Women should "take a break" from the pill every couple of years. (False)
- If a woman is having side effects with one kind of pill, switching to another type or brand might help. (True)
- Birth control pills reduce the chances that women will get certain types of cancer. (True)
- After a woman stops taking birth control pills, she is unable to get pregnant for at least two months. (False)
- In order to get the birth control pill, a woman must have a pelvic exam. (False)
- All IUDs are banned from use in the United States. (False)
- A woman can use an IUD even if she has never had a child. (True)
- Women who use IUDs cannot use tampons. (False)
- To obtain an IUD, a woman must undergo a surgical operation. (False)
- An IUD cannot be felt by a woman's partner during sex. (True)
- IUDs can move around in a woman's body. (False)
- Women using the birth control shot, Depo-Provera, must get an injection every three months. (True)
- Even if a woman is late getting her birth control shot, she is still protected from pregnancy for at least three more months. (False)
- Negative effects that a woman has from Depo-Provera can last for the rest of her life. (False)
- Women using the vaginal ring, NuvaRing, must have it inserted by a doctor or health care provider every month. (False)
- Long-acting methods like the implant or IUD cannot be removed early, even if a woman changes her mind about wanting to get pregnant. (False)

TABLE 1. Percentage of U.S. young adults who are at risk of unintended pregnancy, by selected characteristics, according to gender, National Survey of Reproductive and Contraceptive Knowledge, 2009

Characteristic	Total (N=1,241)	Women (N=623)	Men (N=618)	Characteristic	Total (N=1,241)	Women (N=623)	Men (N=618)
BACKGROUND				EVALUATION OF SIDE EFFECTS			
Age				No. of side effects extremely likely			
18–19	25	25	26	0	69	71	67
20–24	39	40	39	1	19	18	21
25–29	35	35	35	≥2	12	12	12
Race/ethnicity/nativity				NORMS			
White	59	60	58	OK for unmarried female to have a child‡			
Black	16	20	14		76	82	70
U.S.-born Hispanic	11	9	13	Every pregnancy is a blessing‡			
Foreign-born Hispanic	8	5	10		77	82	74
Other	6	6	6	Friends think using birth control is important‡			
Has current sexual partner	69	75	64		87	88	85
Employment status				ATTITUDES			
Working at all	63	61	66	Using condoms is a hassle‡			
In school only	23	23	23		25	21	29
Other	14	16	12	Fatalistic about pregnancy‡			
Education				Commitment to avoid pregnancy			
≤high school	47	44	49	High commitment	56	69	45
Some college/vocational	35	35	35	Ambivalent	31	20	41
Completed college	18	21	15	Low commitment	13	12	15
Received Medicaid/welfare in past year				Mistrust government regarding birth control			
	28	41	17		59	59	59
OBJECTIVE KNOWLEDGE				Not completely satisfied with current method††			
Method knowledge grade†					u	8	u
A	9	16	3	CONTRACEPTIVE USE			
B	25	34	18	Expect unprotected sex in next 3 mos.			
C	21	23	19		36	29	43
D	20	14	25	Use hormonal/long-acting method			
F	24	13	35		43	54	34
Underestimates pill effectiveness				Use no method§			
	60	57	62		24	24	23
SUBJECTIVE KNOWLEDGE				Used inconsistently in last 3 mos.††			
Perceived method knowledge					u	43	u
Know a lot	26	42	12				
Know some	34	34	35				
Know a little	34	21	45				
Know nothing	6	3	9				

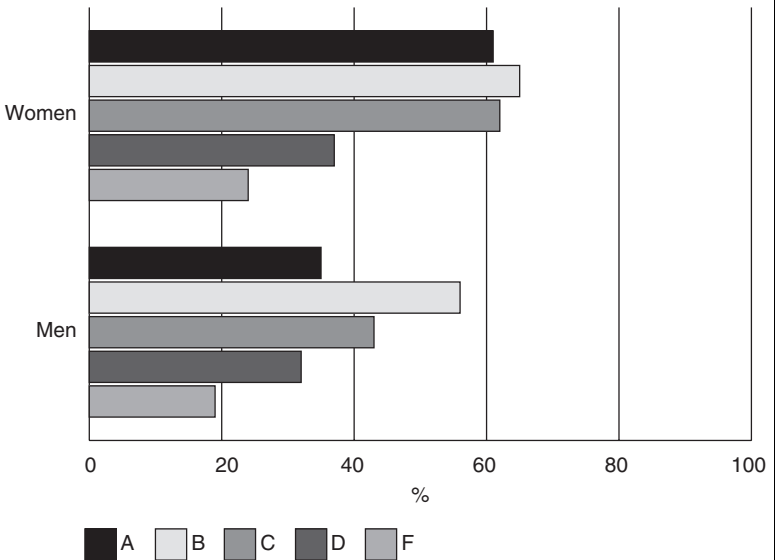
†See page 109 for grade scoring. ‡Percentage who strongly or somewhat agreed with statement. §Among those currently in a relationship, percentage who used no method or withdrawal or natural family planning only. ††Among method users. Note: u=unavailable.

FIGURE 1. Percentage of respondents expecting to have unprotected sex in the next three months, by method knowledge grade, according to gender



Note: See page 109 for grade scoring.

FIGURE 2. Percentage of respondents currently using a hormonal or long-acting reversible method, by method knowledge grade, according to gender



Note: See page 109 for grade scoring.

TABLE 2. Odds ratios from logistic regression analysis assessing associations between respondents' contraceptive use and selected characteristics, according to gender

Characteristic	Expect unprotected sex in next 3 mos.		Use hormonal/long-acting method		Use no method‡		Used inconsistently in last 3 mos.§
	Women (N=605)	Men (N=580)	Women (N=611)	Men (N=597)	Women (N=451)	Men (N=378)	Women (N=436)
Objective knowledge							
Method knowledge score	0.91*	0.98	1.17**	1.11*	0.83**	0.99	0.99
Underestimates pill effectiveness	2.18*	1.27	0.98	1.27	1.51	0.34*	0.93
Subjective knowledge							
Perceived method knowledge	0.87	0.97	1.19†	1.08	0.98	0.71*	0.80†
Evaluation of side effects							
No. of side effects extremely likely	1.02	1.28	0.65*	0.64†	1.17	0.65	1.05
Norms							
OK for unmarried female to have a child	1.13	1.20*	1.01	0.99	0.98	1.25	0.99
Every pregnancy is a blessing	0.87	0.96	1.05	1.00	0.82	0.84	0.99
Friends think using birth control is important	0.93	0.98	1.45***	1.30*	0.65**	1.03	0.90
Attitudes							
Using condoms is a hassle	1.30**	1.28**	0.97	0.91	1.01	1.31*	1.29*
Fatalistic about pregnancy	1.07	1.09	1.06	0.93	0.92	1.43**	0.90
Commitment to avoid pregnancy							
High commitment (ref)	1.00	1.00	1.00	1.00	1.00	1.00	1.00
Ambivalent	0.49*	0.94	1.15	1.12	1.17	2.78*	0.60
Low commitment	1.81	0.73	0.92	1.11	1.36	6.46**	4.58**
Mistrust government regarding birth control	1.16	1.00	0.73	1.33	2.50*	1.65	1.27
Dissatisfaction with current method	na	na	na	na	na	na	1.67**
<i>Nagelkerke R²</i>	<i>0.29</i>	<i>0.15</i>	<i>0.30</i>	<i>0.29</i>	<i>0.36</i>	<i>0.41</i>	<i>0.29</i>

*p<.05. **p<.01. ***p<.001. †p<.10. ‡Among those currently in a relationship. §Among method users. Notes: The measures of pill effectiveness and mistrust of government are dichotomous, and except for commitment to avoid pregnancy, all others are continuous. All models control for respondents' background characteristics. Ns are unweighted. ref=reference group. na=not applicable.

FIGURE 3. Percentage of respondents currently using a hormonal or long-acting reversible method, by number of side effects they consider to be extremely likely, according to gender

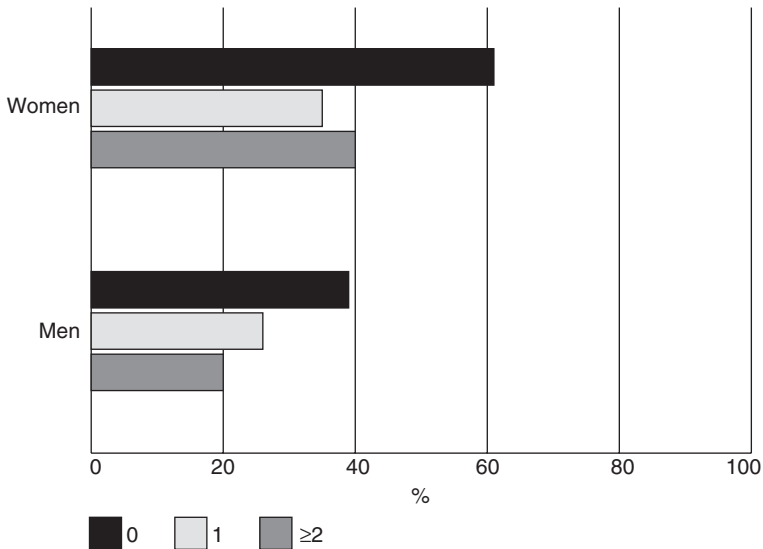


TABLE 3. Nagelkerke R^2 values indicating amount of variance that each domain explains when entered alone in bivariate contraceptive use models and contributes to total variance explained in multivariate models controlling for all prior domains

Domain	Expect unprotected sex in next 3 mos.		Use hormonal/long-acting method		Use no method†		Used inconsistently in last 3 mos.‡	
	Bivariate	Multivariate	Bivariate	Multivariate	Bivariate	Multivariate	Bivariate	Multivariate
Women								
Background characteristics	0.15	0.15	0.15	0.15	0.18	0.18	0.14	0.14
Objective knowledge	0.10	0.06	0.10	0.09	0.13	0.09	0.03	0.02
Subjective knowledge	0.06	0.01	0.10	0.01	0.06	0.00	0.02	0.01
Evaluation of side effects	0.01	0.00	0.05	0.02	0.03	0.00	0.01	0.00
Norms	0.03	0.01	0.08	0.04	0.12	0.07	0.01	0.00
Attitudes	0.09	0.06	0.03	0.01	0.08	0.03	0.11	0.12
<i>Full model</i>	<i>na</i>	<i>0.29</i>	<i>na</i>	<i>0.30</i>	<i>na</i>	<i>0.36</i>	<i>na</i>	<i>0.29</i>
Men								
Background characteristics	0.08	0.08	0.20	0.20	0.19	0.19	u	u
Objective knowledge	0.03	0.02	0.10	0.05	0.08	0.03	u	u
Subjective knowledge	0.02	0.00	0.08	0.00	0.11	0.02	u	u
Evaluation of side effects	0.02	0.01	0.04	0.02	0.00	0.01	u	u
Norms	0.01	0.01	0.02	0.01	0.02	0.01	u	u
Attitudes	0.06	0.04	0.05	0.01	0.25	0.14	u	u
<i>Full model</i>	<i>na</i>	<i>0.15</i>	<i>na</i>	<i>0.29</i>	<i>na</i>	<i>0.41</i>	<i>na</i>	<i>na</i>

†Among those currently in a relationship. ‡Among method users. Notes: na=not applicable. u=unavailable.